



The Lutheran Church—Missouri Synod
District and Congregational Services
School Ministry



Lutheran School Statistics

2008-09 School Year

This report is a summary of data collected for the 2008-09 school year from early childhood centers (frequently referred to as “free standing early childhood centers” with children aged infant/toddler through age 5 only), elementary schools (typically age 4 through grade 8), and high schools (typically grades 9 through 12) operated by congregations of The Lutheran Church—Missouri Synod in the United States and listed on the Lutheran School Portal. These statistics represent a 97 percent return response from the schools and 55 percent from Early Childhood Centers. The high school statistics include those from the Association of Lutheran Secondary Schools (ALSS).

Number of Lutheran Schools

(District totals from Lutheran School Portal)

Early Childhood Centers	1,406
Elementary Schools	986
High Schools (Includes PK-12 Programs)	<u>108</u>
TOTAL LUTHERAN SCHOOLS	2500

Number of Association Schools 183

Students Enrolled

Early Childhood (Full Day, PreK)	131,361
Grades K-8	120,684
Grades 9-12 (includes International HS)	<u>18,867</u>
TOTAL STUDENTS	270,912

Students in Before/After School Care 43,603

Number of Students by Grade Level

Early Childhood (Full Day/PreK)	131,361
Kindergarten	17,165
1st	14,184
2nd	13,514
3rd	13,350
4th	13,041
5th	12,800
6th	12,632
7th	12,193
8th	11,805
9th	4,836
10th	5,000
11th	4,717
<u>12th</u>	<u>4,314</u>
TOTAL	270,912

2008-09 “Average” Lutheran School

Early Childhood Center

Students 52

Elementary

Full-Time Teachers	9
Students	133
Students/FT Teacher	15

High School

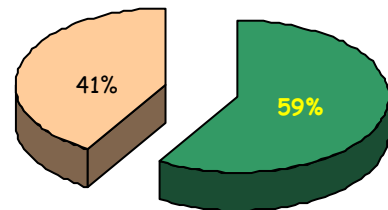
Full-Time Teachers	15
Students	216
Students/FT Teacher	14

National Lutheran School Accreditation

Early Childhood Centers	78
Elementary Schools	573
Middle Schools	1
High Schools	54
Total	706

Ethnicity of Students

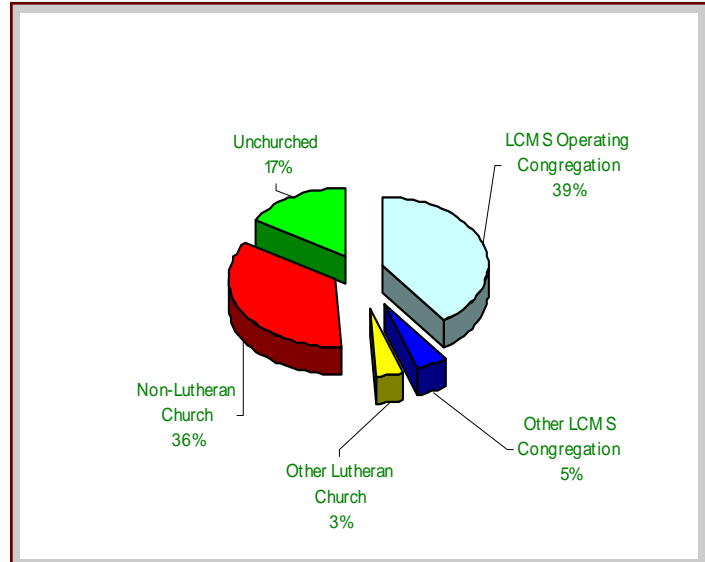
White	82%
Black	7%
Hispanic	5%
Asian	3%
Other	3%



3,527(59%) LCMS Congregations
Operate all Schools and Centers

Student Church Affiliation

LCMS operating congregation	39%
Other LCMS congregation	5%
Other Lutheran church	3%
Non-Lutheran church	36%
Un-churched (46,395)	17%



New Members 2008-09

Children Baptized	3,592
Adults Baptized/Confirmed	2,198
Adult Transfers	3,380
8% of Un-churched Baptized	

2008-09 Funding Sources

Early Childhood Centers

Congregation Budget	12%
Tuition & Fees	81%
Other	7%

Elementary

Congregation Budget	40%
Tuition & Fees	49%
Other	11%

High School

Congregation Budget	7%
Tuition & Fees	68%
Other	25%

2008-09 Average Annual Required Fees

Elementary Grades 1-8

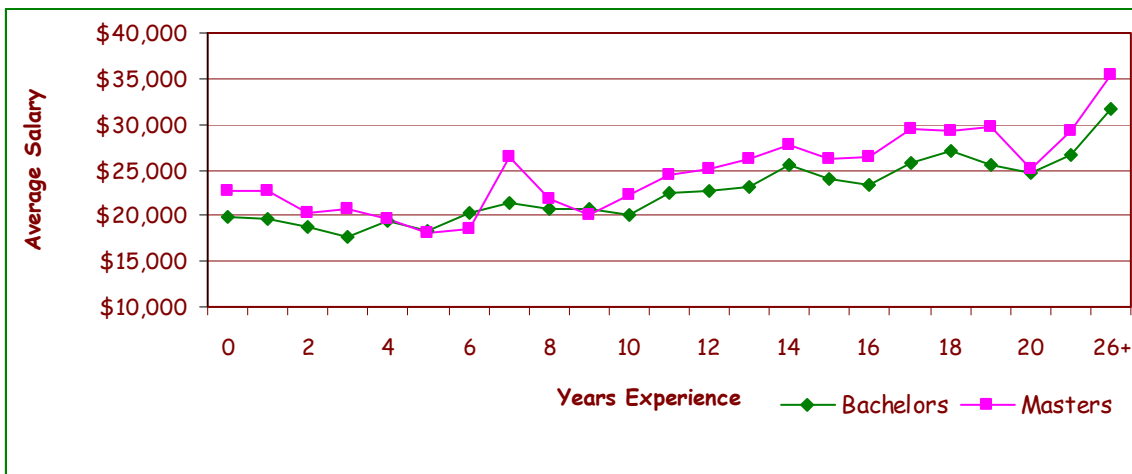
Members	\$1,960
Non-members	\$3,250

High School Grades 9-12

Members	\$5,604
Non-members	\$6,513

Information not available for ECC.

**AVERAGE STARTING SALARY
0 YEARS EXPERIENCE
\$29,125**



Early Childhood Center Enrollment 190 or Larger

Trinity Lutheran School	Litchfield Park	AZ	387
Open Arms	Ashburn	VA	277
St Luke's Lutheran School	Oviedo	FL	270
Hales Corners Lutheran	Hales Corners	WI	269
Holy Cross Lutheran Academy	Sanford	FL	266
Risen Savior Lutheran School	Chandler	AZ	265
Hope Lutheran Preschool	Wake Forest	NC	254
Christ The King Child Care Center	Redlands	CA	250
Cross Point Christian School	Katy	TX	243
St John Lutheran	Cypress	TX	237
Royal Redeemer Lutheran School	North Royalton	OH	233
Concordia Early Childhood Center	River Forest	IL	232
Prince Of Peace Lutheran School	Portland	OR	232
Immanuel Lutheran School	Twin Falls	ID	223
Redeemer Lutheran Preschool	Lancaster	OH	223
St Paul Christian Education Center	Monroe	NY	220
Good Shepherd Lutheran School	Menifee	CA	218
Pilgrim Lutheran	Bellevue	NE	217
Prince Of Peace Lutheran	Springfield	VA	217
Mount Olive Christian PS And K	Anoka	MN	214
Lamb Of God Lutheran PS	Flower Mound	TX	210
Small Saints Learning Center	Liberty	MO	210
Grace Lutheran School	Winter Haven	FL	206
Lamb of God Lutheran School	Las Vegas	NV	205
Our World for Children	Battle Creek	MI	205
St John Lutheran School	Bakersfield	CA	205
Hope Lutheran School	Lubbock	TX	202
St Paul Lutheran School	Saint Joseph	MO	200
St. Paul's Lutheran School	Orange	CA	200
St. Peter Lutheran School	Arlington Heights	IL	198
Trinity Lutheran	Clinton Township	MI	196
Immanuel Lutheran Preschool	Mokena	IL	195
Our Father	Centennial	CO	194
Lord Of Life	Leawood	KS	192

Lutheran High School Enrollment 300 and Larger

Lutheran High School Of Orange County	Orange	CA	1318
Milwaukee Lutheran High School	Milwaukee	WI	737
Lutheran South Academy	Houston	TX	711
Faith Lutheran Jr/Sr High School	Lasw Vegas	NV	707
Concordia Lutheran High School	Fort Wayne	IN	682
Lutheran High School North	Macomb	MI	628
Lutheran High School South	Saint Louis	MO	527
Lutheran High School West	Rocky River	OH	461
Baltimore Lutheran School	Baltimore	MD	438
Rockford Lutheran High	Rockford	IL	430
Walther Lutheran High School	Melrose Park	IL	431
Long Island Lutheran	Brookville	NY	408
Concordia Academy	Roseville	MN	404
Concordia Lutheran High School	Tomball	TX	390
Lutheran High School North	Saint Louis	MO	384
Saginaw Valley Lutheran High School	Saginaw	MI	355
Martin Luther High School	Greendale	WI	334
Our Saviour Lutheran High School	Bronx	NY	329
Lutheran High School Assoc	Saint Peters	MO	320
Martin Luther High School	Maspeth	NY	318
Lutheran High School Northwest	Rochester Hills	MI	308

Lutheran Elementary School Enrollment 400 and Larger

St Luke's Lutheran School	Oviedo	FL	868
St. John's Lutheran School	Orange	CA	826
St. Paul's Lutheran School	Orange	CA	804
Hales Corners Lutheran	Hales Corners	WI	689
Trinity Lutheran School	Litchfield Park	AZ	686
Trinity Lutheran School	Spring	TX	667
St. Peter Lutheran	Macomb	MI	572
Salem	Tomball	TX	555
St. Lorenz Lutheran	Frankenmuth	MI	532
Grace Lutheran School	Winter Haven	FL	530
Salem Lutheran School	Orange	CA	530
Shepherd Of The Hills	San Antonio	TX	529
Immanuel Lutheran	Macomb	MI	527
St John Lutheran School	Bakersfield	CA	508
West Portal Lutheran School	San Francisco	CA	505
Christ Community	Kirkwood	MO	501
Trinity	Roselle	IL	493
St Michael Lutheran School	Fort Myers	FL	492
Good Shepherd Lutheran	Collinsville	IL	490
Redeemer Lutheran School	Austin	TX	485
St. Peter Lutheran School	Arlington Heights	IL	485
Our Savior Lutheran School	Livermore	CA	477
Christ Lutheran School & PS	Phoenix	AZ	475
Royal Redeemer Lutheran	North Royalton	OH	442
Immanuel Lutheran School	Saint Charles	MO	441
Concordia Lutheran School	San Antonio	TX	435
Trinity Lutheran	Utica	MI	425
St John Lutheran School	Ellisville	MO	421
St Paul Lutheran School	Lakeland	FL	418
Trinity Lutheran School	Hicksville	NY	415
Grace Lutheran School	Pocatello	ID	414
St Paul Lutheran School	Boca Raton	FL	407
Concordia Lutheran School	Fort Wayne	IN	409
St. Peter's Lutheran School	Columbus	IN	408
Zion Lutheran School	Brighton	CO	407
Trinity Lutheran School	Delray Beach	FL	393
Trinity Lutheran School	Bloomington	IL	391
St Paul Lutheran School	Glen Burnie	MD	389
Rochester Central Lutheran	Rochester	MN	389
Holy Cross Lutheran Academy	Sanford	FL	387
Grace Lutheran School	Escondido	CA	386
Lamb of God Lutheran School	Las Vegas	NV	384
Trinity Lutheran School	Waconia	MN	383
St Paul Lutheran School	Jackson	MO	380
Immanuel Lutheran School	Palatine	IL	378
Christ Lutheran School	Norfolk	NE	375
Abiding Savior Lutheran School	Lake Forest	CA	372
Immanuel Lutheran School	Twin Falls	ID	371

Top US Lutheran Schools by Enrollment

Lutheran High School, Orange County	Orange	CA	1318
Faith Lutheran Jr/Sr High School	Las Vegas	NV	1282
Rockford Lutheran	Rockford	IL	988
Prince Of Peace Christian School	Carrollton	TX	929
St Luke's Lutheran School	Oviedo	FL	868
St. John's Lutheran School	Orange	CA	826
St. Paul's Lutheran School	Orange	CA	804
Milwaukee Lutheran High School	Milwaukee	WI	737
Lutheran South Academy	Houston	TX	711

The Lutheran Church—Missouri Synod District and Congregational Services School Ministry



William Cochran
Director, School Ministry
District and Congregational Services
1333 S. Kirkwood Road
St. Louis, MO 63122
1-800-248-1930, Ext 1295
FAX 314-996-1124
bill.cochran@lcms.org

Average Salaries 2008-09

Represents a 3% increase from 07-08

Early Childhood Educators

Administrators with BA	\$47,758
Administrators with MA	\$48,400
Full-Time Teachers with BA	\$29,539
Full-Time Teachers with MA	\$34,805

Elementary Teachers

Administrators with BA	\$45,662
Administrators with MA	\$49,376
Full-Time Teachers with BA	\$30,320
Full-Time Teachers with MA	\$35,390

High School Teachers

Administrators with BA	\$54,049
Administrators with MA	\$57,270
Full-Time Teachers with BA	\$35,683
Full-Time Teachers with MA	\$36,888

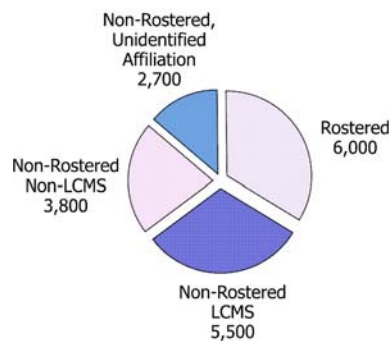
2008-09 Average Per Pupil Cost

Represents a 5% increase

Early Childhood Centers	\$2,640
Elementary Per Pupil	\$5,570
High School Per Pupil	\$9,034

2008-09 Concordia Placement Information			
Position	Sex	Ave. Salary	#
Early Childhood			
	M		1
	F	\$26,754	22
Elementary			
	M	\$28,328	23
	F	\$29,281	193
Secondary			
	M	\$30,177	22
	F	\$28,715	19
Candidates Available for Placement 08-09			
Elementary			100
Secondary			80
Early Childhood			26
Special Education			2

Number of students who applied to Lutheran Schools but could not be accepted 2008-09. **16,706**



Breakdown of the 18,000 teachers in Lutheran schools.



District & Congregational Services
The Lutheran Church—Missouri Synod